

BioDrop™

So simple, you'll wonder why no-one has done it before



Product Overview


BioDrop is an innovative solution for accurate low volume spectroscopy, providing the simplest way for life scientists to accurately quantify microlitre volumes of DNA and protein in almost any UV / Vis spectrophotometer.

The BioDrop micro-volume cuvette overcomes many of the disadvantages of conventional low volume instruments and is a valuable tool for the modern life sciences laboratory combining ease of use and greater accuracy than other techniques.


Key Benefits

- Exceptional measurement accuracy
- Wide measurement range – no more changing pathlengths
- No time consuming dilutions required
- Use only 1µl of precious samples
- Robust design – withstand wear and tear of daily use
- Simple to use and clean
- Easy to check for sample impurities such as bubbles or dust
- Compatible with most standard UV / Visible spectrophotometers

BioDrop in Use




Place BioDrop on the magnetic plate on top of the carry case. Open up the device by removing the top half.



Carefully pipette the sample to be measured into the centre of the sample area.

Assemble BioDrop by simply bringing the two halves of the device together.



The sample is secured between the magnets. Place BioDrop in the spectrophotometer and perform measurement.



When measurement is complete remove BioDrop from the spectrophotometer and disassemble for cleaning. To clean the sample reservoir, simply wipe both sample areas with a lint-free tissue or cloth. Clean the outside window by reassembling and gently wipe with a lint-free cloth or tissue.

Fresh thinking for micro-volume measurement



BioDrop TECHNICAL DETAILS		
	BioDrop 500	BioDrop 125
Pathlength	0.5 mm	0.125 mm
Pathlength Accuracy	± 5 microns	
Physical size	12.5 mm(w) x 12.5 mm(d) x 61.0 mm(h)	
Beam height (z dimension)	15 mm or 8.5 mm versions	
Minimum sample volume	2.5 µl	0.6 µl
DNA Detection limit*	1.2 ng/µl	7.1 ng/µl
DNA maximum concentration*	3,500 ng/µl	12,000 ng/µl
DNA reproducibility at 100ng/ µl*	± 1 ng/µl	± 4 ng/µl
DNA reproducibility at 1000ng/ µl*	±4 ng/µl	±7 ng/µl
Protein Detection limit**	0.06 mg/ml	0.3 mg/ml
Protein maximum concentration**	100 mg/ml	
Protein reproducibility at 1mg/ml**	± 0.01 mg/ml	± 0.04 mg/ml
Protein reproducibility at 10mg/ml**	± 0.04 mg/ml	± 0.10 mg/ml

Notes

*Performance measured in typical 2nm bandwidth double beam spectrophotometer with Xenon lamp

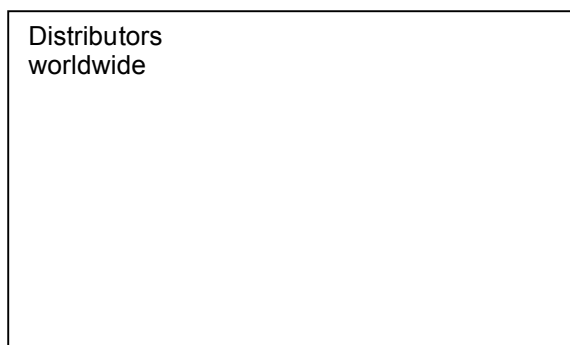
**BSA measured using A₂₈₀ direct UV method. Maximum concentration limited by sample solubility

ORDERING INFORMATION	
80-3006-20	BioDrop 500 - 0.5 mm pathlength 15 mm beam height
80-3006-21	BioDrop 125 - 0.125 mm pathlength 15 mm beam height
80-3006-25	BioDrop Ultimate - 0.5 mm and 0.125 mm pathlengths 15 mm beam height
80-3006-30	BioDrop 500 - 0.5 mm pathlength 8.5 mm beam height
80-3006-31	BioDrop 125 - 0.125 mm pathlength 8.5 mm beam height
80-3006-35	BioDrop Ultimate - 0.5 mm and 0.125 mm pathlengths 8.5 mm beam height

Notes

All part numbers include: BioDrop cuvette, bubble viewer, printed quick start guide, USB memory stick containing manuals, application notes and "how to" videos. All items supplied in hard wearing case with integrated magnetic pipetting platform.

For more information please visit www.biodrop.co.uk



80-3006-19 iss1



BioDrop

Tel: +44 (0)203 301 2504

Email: enquiries@biodrop.co.uk

Web: www.biodrop.co.uk