


BOWIE & DICK TEST PACKS For Monitoring Air Removal / Steam Penetration (CLASS / TYPE 2)

Rodwell Part No. AC980 (885-0301)
OEM Code: BD-1XCSE



Product Description

Excelsior Bowie-Dick (BD) Test Packs contain no lead or other toxic heavy metals. The Indicators are manufactured to evaluate the efficacy of air removal and steam penetration in pre-vacuum sterilisers. A Bowie-Dick Test passing result indicates that the sterilizer has successfully removed air and can allow steam to penetrate a load placed in the chamber. The indicators are designed for use in pre-vacuum steam sterilisers operating at 121°C and 134°C.

Physical Properties

Process	Steam
Test Pack Dimensions	L: 123mm x W: 123mm x H 16mm
Packaging	20 Test Packs / Box or Individual
Chemical Indicator	Initial Colour: Blue Signal Colour: Pink Chemical Indicator Inks contain no lead or other toxic heavy metals

Indications for Use

Class 2 Indicator

- 121°C, 15 minutes (pre-vacuum)
- 134°C, 3-3.5 minutes (pre-vacuum)

Instructions for Use

Use a single test pack each day prior to a Steriliser's first processed load. A warm-up cycle should be performed first in order to heat the steriliser prior to the bowie dick testing. Place the test pack in the centre of the chamber. Process packages/items as instructed in the autoclave/steriliser validation or manual.

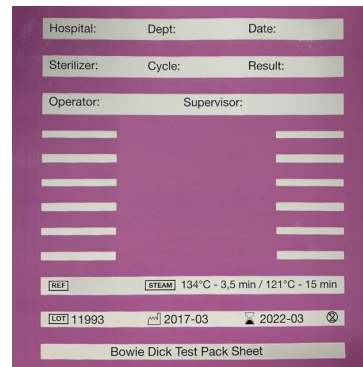
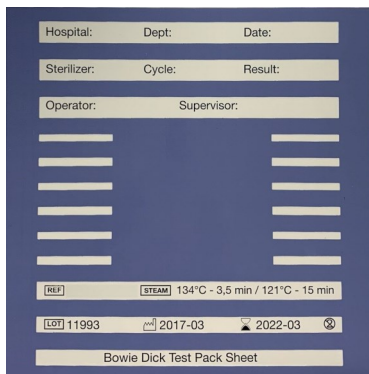
Upon exposure to high temperature steam, the chemical indicator will transition from blue to pink. The transition colour may vary depending on the length and temperature of exposure. A colour transition from blue to a uniform shade of pink provides indication of a successful exposure. If a uniform signal colour is not achieved, this suggests ideal steriliser conditions were not met and could indicate a failure of the steriliser to hold a vacuum during operation. If a failure result is achieved, retest the steriliser using another Bowie Dick Test Pack. If the second test fails as well, report the results to the proper employee as the steriliser should not be used until it has been mechanically examined for any faults.

The chemical reaction which causes the colour transition is a steam specific reaction and is irreversible.

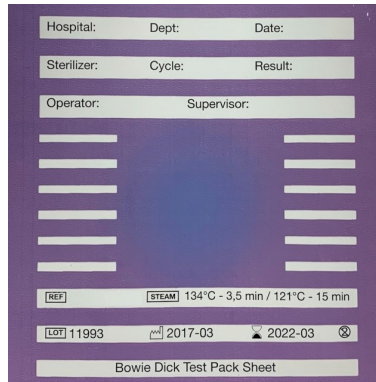
Performance Characteristics

Result Availability	Immediately following exposure to high temperature steam processes
---------------------	--

Unexposed*	Exposed to steam 121°C, 15 minutes
------------	------------------------------------



Failure—Residual Air



*Colours shown are representations of printed ink initial and signal colours but may vary from actual use.

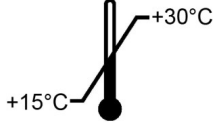







The signal colour achieved from exposure to steam may vary from the example above due to differences in processing parameters (i.e. cycle time, temperature, brand of steriliser etc.).

Compliance

ISO 11140-1:2014 Sterilization of health care products – Chemical Indicators- Part 4:Class 2 indicators as an alternative the Bowie and Dick-type test for detection of steam penetration. .

Storage and Shelf Life

	15°C to 30°C		Keep away from sunlight
	20% to 80% relative humidity		Keep dry
Shelf Life	<p>5 years from the date of manufacture.</p> <p>The date of manufacture is based on the day the indicating ink is applied to the substrate. The remaining shelf life upon receipt will be shorter than 5 years</p>		Do not reuse
	Keep away from sterilants. Do not use after expiration date.		

Disposal

Discard as general waste.